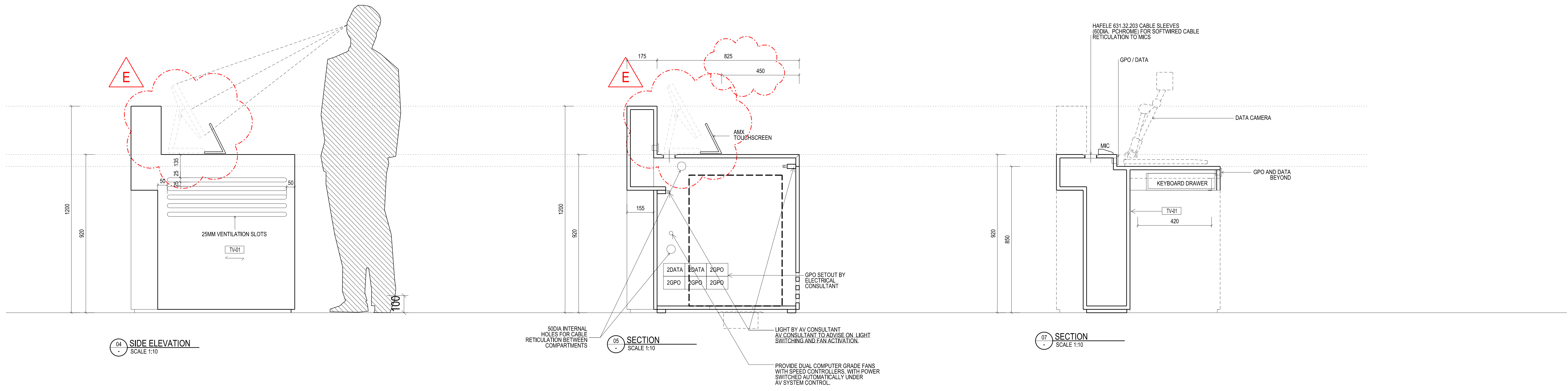


THIS DRAWING IS AN UNCONTROLLED COPY UNLESS STAMPED OTHERWISE
 CONTRACTORS SHALL VERIFY JOB DIMENSIONS BEFORE ANY JOB COMMENCEMENT.
 ALL SHOP DRAWINGS SHALL BE SUBMITTED TO THE SUPERVISOR AND MANUFACTURER
 SHALL BE COMPLETED PRIOR TO THE RETURN OF DIMENSIONS SHOP DRAWINGS ISSUED
 BY THE CONSULTANT. FURNISHED DIMENSIONS SHALL TAKE PRECEDENCE OVER SCALED. THIS
 DRAWING SHOULD BE READ IN CONJUNCTION WITH ALL RELEVANT CONTRACT, SPECIFICATIONS
 AND DRAWINGS COPYRIGHT OF THIS DRAWING IS VESTED IN WARDLE

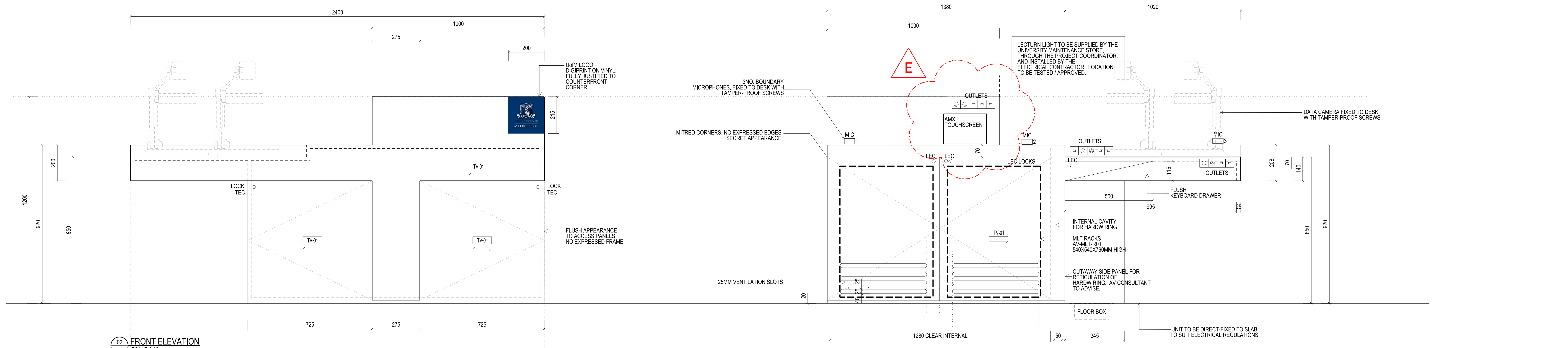
General Notes



01 SIDE ELEVATION
SCALE 1:10


02 SECTION
SCALE 1:10

03 SECTION
SCALE 1:10



04 FRONT ELEVATION
SCALE 1:10

05 REAR ELEVATION
SCALE 1:20



06 PLAN
SCALE 1:10

Rev	Issue	Revision Description	And	Date
E	JA	TOUCH PANEL LOCATION	-	03.06.14
D	JA	FOR CONSTRUCTION	-	11.04.14
C	JA	FOR CONSTRUCTION	-	19.03.14
B	JA	FOR CONSTRUCTION	-	19.03.14
A	JA	FOR CONSTRUCTION	-	01.02.14



NADAAA
 NADAAA
 1501 Washington Street No.2
 Boston
 Massachusetts
 02118 USA
 Telephone +1 617 442 2032
 Facsimile +1 688 442 1417
 Email nad@nadusa.com

John Wardle Architects
 25 Rokeby Street, Collingwood, Victoria 3066 Australia
 Tel: +61 3 8662 0400 www.johnwardlearchitects.com
 © 2014 John Wardle Architects ABN 83 006 814 268

Client **University of Melbourne Parkville Campus**

Project **Faculty of Architecture Building and Planning**

Title **LECTURN DETAILS AUD 02 & 03**

Project No.	0913	Scale	1:10 @ A0 1:20 @ A2
Drawing No.	AR8262	Revision	E
Date	Dec 2011	Drawn	-
Co-Ord	-	Check	-

FOR CONSTRUCTION